

Datasheet: [ANDKNTFF](#)

Immersion temperature sensor with silicone cord

Application

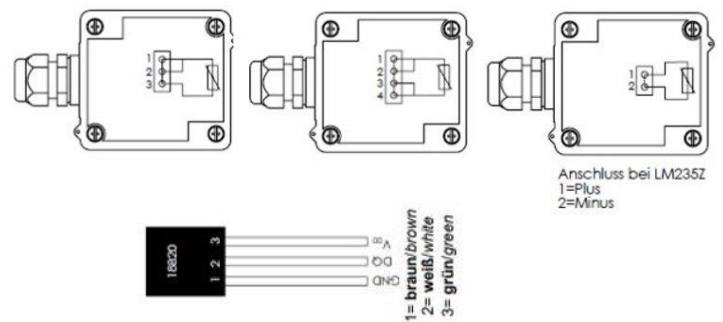
Thanks to its design, the **ANDKNTFF** Immersion Temperature Sensor is suited for a variety of applications in gaseous or liquid media. The flexible silicone connections helps to easily place the measuring point even in confined spaces. The sensor is mounted with the help of screw clamps, a mounting flange or an immersion sleeve.



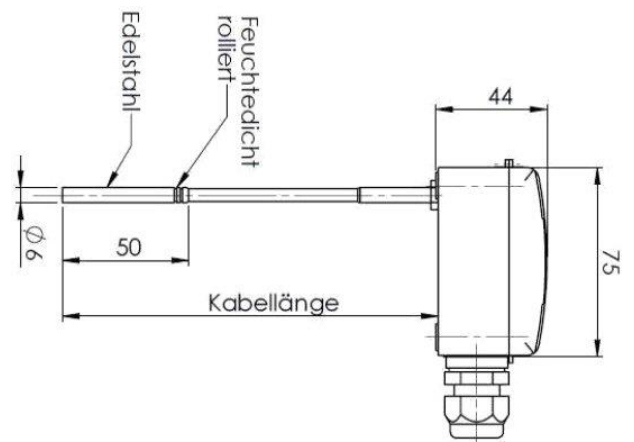
Technical Data

General information	
Measuring range (tip)	-50...180°C – depends on sensor
Temperature sensor	Tmax 125°C: DS18B20 Tmax 150°C: NTC 1,8k/ 5k/ 10k / 20k / Precon, KTY81-110, KTY81-210, LM235Z Tmax 180°C: Ni1000, Ni1000TK5000, Pt100, Pt1000 (Kl. A, B, 1/3DIN)
Switching mode	two-wire connection
Connection	Screw clamps, max 1.5 mm ²
Fitting length	6x50 mm
Material	Stainless steel
Supply cord	300 mm Silicone
Casing	PA6, similar RAL 9010
Dimensions casing	75x69x44 mm
Cable inlet	M16x1.5 for wire diameter 4...10 mm
Tmax casing	100°C
Protection class	IP65
Mounting equipment (optional)	Immersion sleeve, Mounting flange, Screw clamps

Electrical connection



Draft



Special sensor models available on demand.

Resistance characteristics

Temp.	PT100	PT1000	Ni1000	Ni1000 TK5000	NTC 1kOhm	NTC 1,8kOhm	NTC 3kOhm	NTC 5kOhm
°C	Ohm	Ohm	Ohm	Ohm	Ohm	Ohm	Ohm	Ohm
-50	80,31	803,1	743	790,88	32886		200338	
-40	84,27	842,7	791	830,83	18641	35658	100701	166555
-30	88,22	882,2	842	871,69	10961	21131	53005	87897
-20	92,16	921,6	893	913,48	6662	12838	29092	48322
-10	96,06	960,9	946	956,24	4175	7992	16589	27584
0	100	1000	1000	1000	2961	5095	9795,2	16300
10	103,9	1039	1056	1044,79	1781	3221	5971,12	9942
20	107,79	1077,9	1112	1090,65	1205	2212	3748,1	6244
25	109,74	1097,4	1141	1113,99	1000	1820	3000	5000
30	111,67	1116,7	1171	1137,61	834,2	1504	2416,8	4029
40	115,54	1155,4	1230	1185,71	589,2	1042	1597,5	2664
50	119,4	1194	1291	1234,97	424	735	1080,3	1803
60	123,24	1232,4	1353	1285,44	310,4	528	746,12	1246
70	127,07	1270	1417	1337,14	231	384	525,49	878
80	130,89	1308,9	1483	1390,12	174,5	284	376,85	630
90	134,7	1347	1549	1444,39	133,6	213	274,83	459
100	138,5	1385	1618	1500	103,7	162	203,59	340
110	142,29	1422	1688	1556,98	81,4	125	153,03	256
120	146,06	1460,6	1760	1615,36	64,7	97	116,58	195
130	149,82	1498,2	1883	1675,18	51,9		89,95	150
140	153,58	1535,8	1909	1736,47	42,1		70,22	117
150	157,31	1573,1	1987	1799,26	34,4		55,44	93

Temp.	NTC 10kOhm	NTC 20kOhm	KTY 81-210	KTY 11-6	KTY 81-110	KTY 81-121	NTC 10kPRECON	LM235Z
°C	Ohm	Ohm	Ohm	Ohm	Ohm	Ohm	Ohm	Ohm
-50			1068,65	1035,91	515	510	454910	2232
-40	333282	804170	1158,95	1139,27	567	562	245089	2332
-30	175846	412798	1269,25	1250,39	624	617	137307	2432
-20	96659	220734	1385,15	1396,25	684	677	79729	2532
-10	55171	122439	1508,65	1495,86	747	740	47843	2632
0	32600	70440	1639,6	1630,21	815	807	29588	2732
10	19885	41544	1778,1	1772,32	886	877	18813	2832
20	12489	25341	1924,15	1922,17	961	951	12272	2932
25	10000	20000	2000	2000	1000	990	10000	2982
30	8058	15888	2077,8	2079,77	1040	1029	8195	3032
40	5329	10214	2238,9	2245,17	1122	1111	5593	3132
50	3606	6718	2407,6	2418,21	1209	1196	3894	3232
60	2492	4517	2583,8	2599,06	1299	1286	2763	3332
70	1756	3110	2767,5	2787,65	1392	1378	1994	3432
80	1260	2167	2958,8	2983,99	1490	1475	1462	3532
90	920	1541	3152,5	3188,08	1591	1575	1088	3632
100	682	1114	3363,9	3399,91	1696	1679	821	3732
110	513	818	3577,75	3619,5	1805	1786	628	3832
120	391	608	3799,1	3846,83	1915	1896	486	3932
130		457	4028,05	4081,91	2023	2003	380	4032
140		347	4188,1	4324,74	2124	2103	301	4132
150		266	4397,7	4575,31	2211	2189	240	4232

General notifications

The devices are built for safety extra-low voltage operation. The technical data from the data sheet apply when connecting the devices. On versions with Pt 100 sensors in two-wire version, the line resistance of the connecting cable must be considered. This can be corrected in the display or evaluation electronics. The measuring current should not be greater than 1mA ($Pt1000 \leq 0,3mA$), as it comes due to an excessively high measurement current for self-heating of the sensor and thus can distort the measurement result.

Standards

EU-Richtline 2014/30/EU

DIN EN 61326-2-1:2013

Accessories



Compression fittings Thermal grease Immersion sleeves

Installation / Guarantee

The installation of the devices should be done only by qualified personnel. - The device may only be connected with the power off. - The safety of the VDE, the states, the TÜV and the local energy supply company must be observed. - The EMC directives must be observed. It must be shielded connecting lines, laying parallel with current-carrying - Lines should be avoided. - Operation in the vicinity of equipment that do not comply with EMC directives may adversely affect the functioning - The buyer has to ensure compliance with the relevant building and safety guidelines - This product should not be used for safety-related tasks, such as the protection of persons as an emergency stop switch on equipment. - Improper use of any defects and damages are excluded from the warranty and liability. - Consequential damages caused by a fault in this device are excluded from warranty or liability. - Solely the technical data and connecting conditions of the mounting and operating instructions supplied with the instrument. Changes are possible at any time in the sense of technical progress and the improvement of products. - Changes of the device by the user, all warranty claims.

Product Web Links:

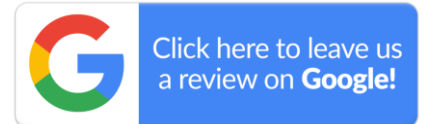
EN <https://www.andivi.com/sensors/temperature-sensors/immersion-temperature-sensor-with-flexible-silicone-connection/>

SI <https://www.andivi.si/senzorji-tipala/temperaturni-senzorji-in-tipala/potopno-temperaturno-tipalo-s-fleksibilnim-silikonskim-vodnikom/>

Review Andivi

Please **review Andivi**, our products and services on Google by clicking the link below:

https://g.page/r/Ca_Ls0ZVdLk_EAg/review



Social Media

Follow our news, product releases and company updates on LinkedIn by clicking the link below:

<https://www.linkedin.com/company/18387016>



Andivi Blog

Follow our news, product releases and company updates on Andivi Blog by clicking the link below:

<https://www.andivi.com/blog>

